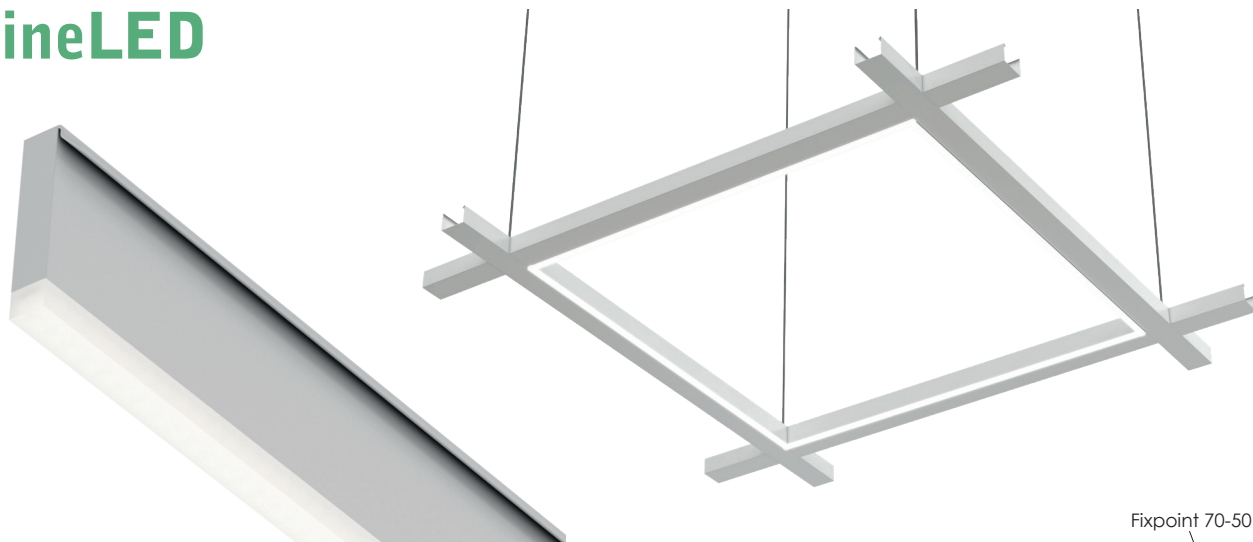




## lineLED



lineLED is a linear luminaire that can be installed on the edge of our grid ceiling system, Fixpoint 70-50, with a module size of 1200x1200 mm.

By using 4 pieces in one square configuration, it creates a square illumination line on the inside of the grid ceiling.

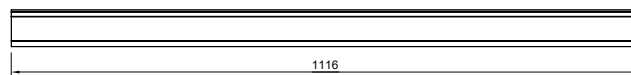
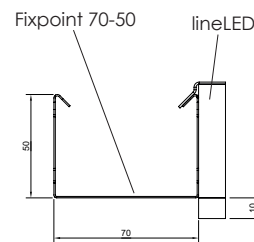
The light fixture body is made of aluminum, allowing for passive cooling of the LED source, which ensures optimum service life and reliability.

A 3,0-meter low-voltage cable from the luminaire to the driver is included.

It should be used with a 3-channel LED driver, type 223.

**Material (housing)**  
**Colour temp [K]**  
**Design LED life (T<sub>0</sub> 25°)**  
**Driver lifetime**  
**CRI**  
**Initial MacAdam**  
**Lumen range max**  
**Energy**  
**Nominal Voltage**  
**Form protection**  
**Connection**  
**Dimensions [mm]**

Powder painted steel  
 3000 K  
 L80 > 50 000 h  
 50 000 h  
 +90  
 3 SDCM  
 720 lm  
 8 W  
 230/240 V, 50/60 Hz  
 IP 20. Class I. CE-approved  
 3,0 m low voltage cable  
 L1116 x W10x H66 mm



Item No.	Description	Reflector /Beam	Colour	Energy consumption	Lumen output	Colour temperature, CRI
230425 830 10 10	lineLED L1116, White, 3000 K	Flood 60°	White	8 W	720 lm	3000 K, CRI > 90
230425 830 10 20	lineLED L1116, Grey, 3000 K	Flood 60°	Grey	8 W	720 lm	3000 K, CRI > 90
230425 830 10 30	lineLED L1116, Black, 3000 K	Flood 60°	Black	8 W	720 lm	3000 K, CRI > 90
223	csLED LED DRIVER 3x200 mA / ON/OFF					

# Caleidoscope